

Tunxis Distance Learning Documentation

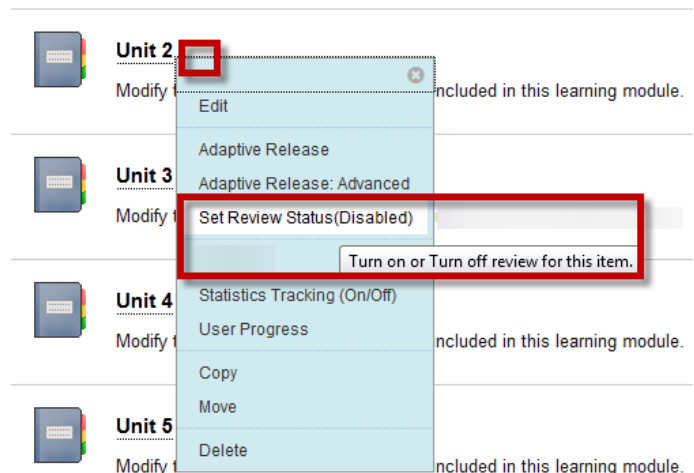
Enabling Review Status

Have you ever wondered if students review the materials you make available in your Blackboard course shell? Wonder no more...

Enabling the “*Review Status*” allows instructors to track specific content. The default setting of Review Status is disabled, and therefore will need to be enabled for each individual item you wish to be tracked.

To do this:

1. Click on the “**Action Link**” or contextual menu next to the Content item you wish to track.
2. Select “Set Review Status (Disabled)”.
3. On the Review Status page, choose the “**Enable**” option.
4. Click Submit and you are done!



Review Status

Cancel Submit

1. **Review**

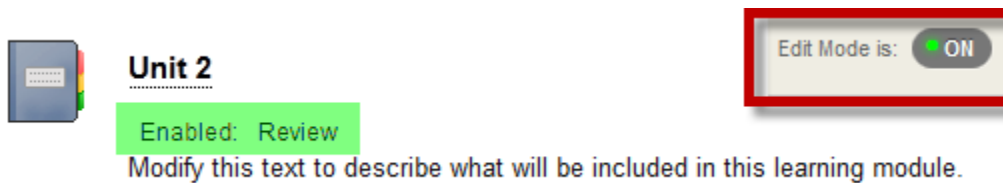
Review Enable Disable

2. **Submit**

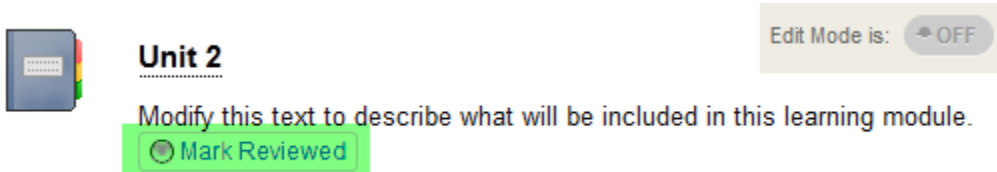
Cancel Submit

Tunxis Distance Learning Documentation

Below is an example of how this content item (in this example we are illustrating a learning module) will appear with your “Edit Mode = On”



When you turn your “Edit Mode = Off”, this is how the content item will appear.



[See how to check the status of user reviews next... Keep scrolling!]

Tunxis Distance Learning Documentation

Checking Review Status

Instructors can check the status of user reviews from the Performance Dashboard by using one of the following methods (Review Status | Adaptive Release):

Review Status needs to be enabled for use. Assuming you have enabled the “review status” for one or more content items in your course, you can see how many items have been viewed by each user in the course.

- 1) Navigate to the “Performance Dashboard”
- 2) Click the number below the “Review Status” column next to the user you wish to view. You will be brought to a page that displays all of the enabled content in the course. This page will tell you the “Review Status” (Not Reviewed or Reviewed) of the enabled items, by that particular user.

Performance Dashboard

Last Name	First Name	Username	Role	Last Course Access	Days Since Last Course Access	Review Status	Adaptive Release	Discussion Board
			Instructor	Never	Never	0		0
Kelly	Adrienne		Instructor	Feb 27, 2014 11:22:52 AM	0	1		0
			Instructor	Nov 8, 2013 11:37:54 AM	111	0		0

Review Status: Adrienne Kelly

Content Item	Visibility	Review Status
/Course Content/Unit 2		Not Reviewed
/Course Content/Week 1		Reviewed

Displaying 1 to 2 of 2 items | [Show All](#) | [Edit Paging...](#)

Tunxis Distance Learning Documentation

OR

Adaptive Release needs to be enabled within the course to view the Adaptive Release status. If this is enabled, you will see what the students have Reviewed, Not Reviewed or what is Visible or Not Visible to the students within the course.

The screenshot displays the Blackboard Learn 9.1 interface. On the left, a 'Performance Dashboard' table lists users and their course access details. On the right, a course navigation menu is visible, showing a tree structure of course content. A red arrow points from the 'Adaptive Release' column in the table to the 'Adaptive Release' checkbox in the course navigation menu. A red box highlights the 'Not Reviewed' and 'Reviewed' status options in the bottom right of the navigation menu.

Last Name	First Name	Username	Role	Last Course Access	Days Since Last Course Access	Review Status	Adaptive Release	Discussion Board
			Instructor	Never	Never	0	<input type="checkbox"/>	0
Kelly	Adrienne		Instructor	Feb 27, 2014 11:10:34 AM	0	1	<input checked="" type="checkbox"/>	0
			Instructor	Nov 8, 2013 11:37:54 AM	111	0	<input checked="" type="checkbox"/>	0
			Student	Nov 8, 2013 11:19:44 AM	111	0	<input checked="" type="checkbox"/>	0
			Student	Never	Never	0	<input checked="" type="checkbox"/>	0
			Student	Never	Never	0	<input checked="" type="checkbox"/>	0
			Student	Never	Never	0	<input checked="" type="checkbox"/>	0
			Student	Never	Never	0	<input checked="" type="checkbox"/>	0
			Student	Never	Never	0	<input checked="" type="checkbox"/>	0
			Student	Never	Never	0	<input checked="" type="checkbox"/>	0